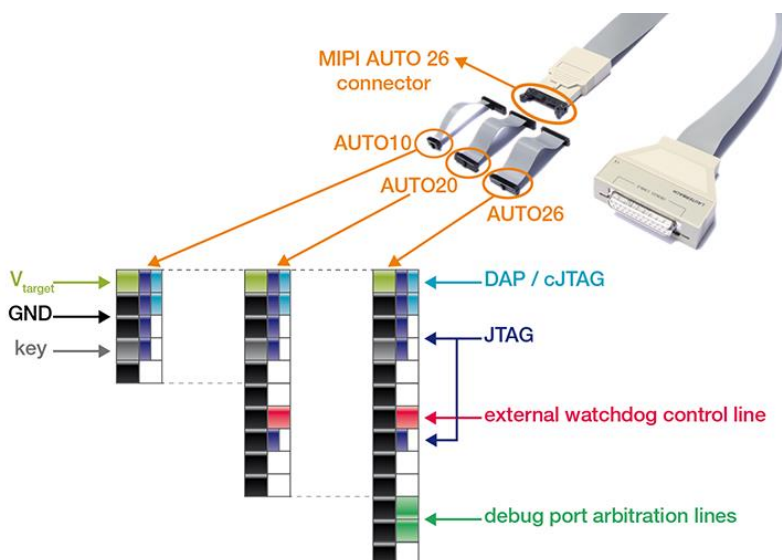


## Differences between Automotive Debug Cable, Standard Debug Cable for TriCore and Standard Debug Cable for Qorivva Power Architecture Automotive

Lauterbach offers respective Standard Debug Cables for TriCore and Qorivva Power Architectures, as well as the new Automotive Debug Cable for both of them. This article compares the three cables from different points of view. It will give you a clearer overview of all these cables.

### Automotive Debug Cable:

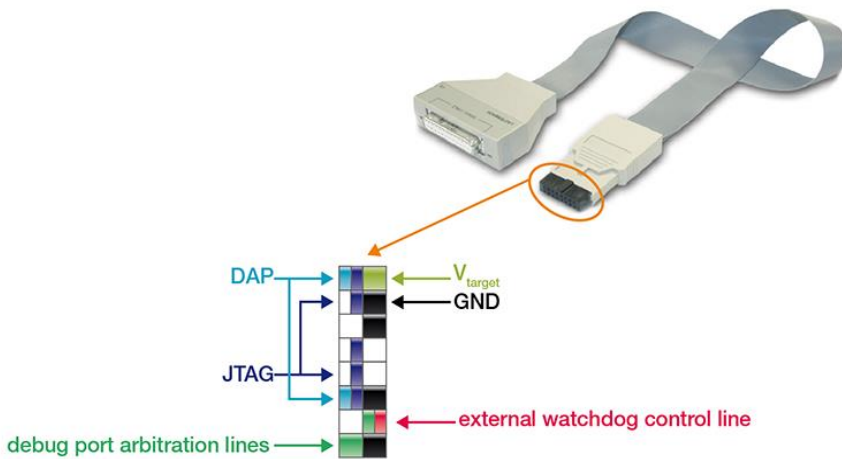


- ❖ [LA-3736 JTAG Debugger for MPC5xxx Automotive](#)
- ❖ [LA-3738 Debugger-Bundle MPC5xxx/TriCore Automotive](#)
- ❖ [LA-3737 JTAG Debugger for TriCore Automotive](#)

- Support for both TriCore and Qorivva Power Architectures
- Support for controlling the external Watchdog with a dedicated pin
- Support for calibration tools, e.g. ETAS ETK or dSPACE GSI with dedicated pins
- Support for event trigger in/out with dedicated pins
- Support for JTAG, DAP and cJTAG interfaces
- 10-/20-/26-pin half-size connector for automotive target hardware
- Converters available for the standard target board connectors (16-pin TriCore (LA-3849) and 14-pin Power Architecture (LA-3873))
- For details refer to [Adaption for Automotive Debug Cable](#)

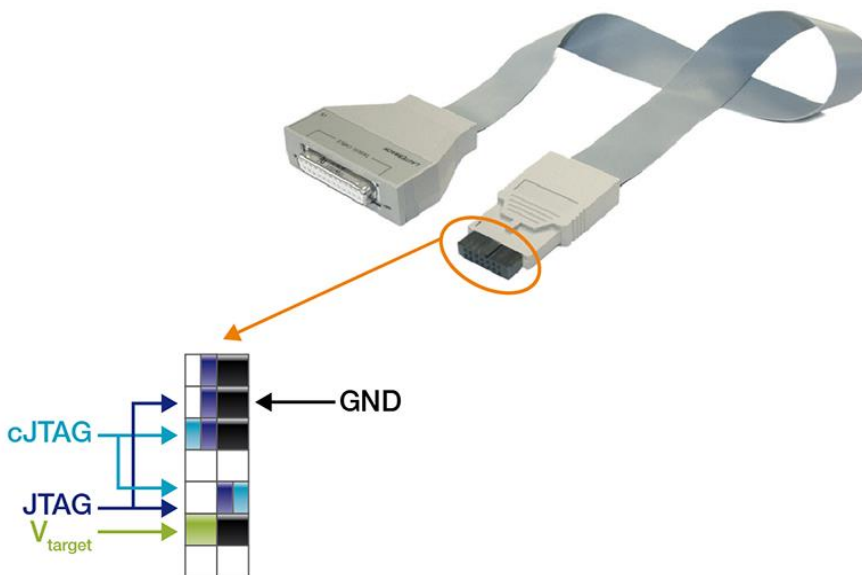
Please be aware that the Power Debug Interface (LA-7702) and the Power Debug Interface USB 1.x (LA-7704) do not support the Automotive Debug Cable.

**Standard Debug Cable for TriCore (LA-7756):**



- Support for Infineon TriCore Architecture
- 16-pin connector for target hardware
- Support for both JTAG and DAP interfaces
- A variety of converters are available to work with other target connectors
- For details refer to [Adaption for TriCore Debugger Standard](#)

**Standard Debug Cable for Qorivva Power Architecture Automotive (LA-7753):**



- Support for Qorivva Power Architecture
- 14-pin connector for target hardware
- Converter for the Mictor38 on target board (LA-3723) is available
- For details refer to [Adaption for Qorivva Debugger Standard](#)

**Recommendations:**

- Switching between TriCore and Qorivva Power Architecture target boards does not require any change in the debugger hardware when using an Automotive Debug Cable with MPC5xxx and TriCore licenses.
- If an external Watchdog is used, the Automotive Debug Cable is able to control the watchdog via TRACE32 PowerView.
- For new customers with projects in the automotive industry the Automotive Debug Cable is recommended.
- It is recommended to use the Debug Cable which has the same connector as the calibration tool. This avoids the use of converter.

**Upgrade policy:**

Lauterbach provides also the opportunity to upgrade the Standard Debug Cable to the new Automotive Debug Cable.

- LA-3737U Debugger for Tricore Automotive Upgrade
- LA-3736U Debugger for Qorivva Automotive Upgrade

For further questions please contact:

[bdmtc-support@lauterbach.com](mailto:bdmtc-support@lauterbach.com) (for TriCore)

[bdmppc5500-support@lauterbach.com](mailto:bdmppc5500-support@lauterbach.com) (for Qorivva Power Architecture)