

FEATURE OVERVIEW

Using TRACE32 for ISO 26262



TRACE32 for ISO 26262 at a Glance

- TRACE32 Tool Qualification Support-Kit streamlines TRACE32 tool qualification effort and costs.
- TRACE32 TQSK is fully featured, field proven and ready to cover new use cases and requirements.
- TÜV Nord certificate guarantees compliance to ISO 26262:2018.
- TRACE32 TQSK Customer Interface provides full support and service around tool qualification.
- All test suites run in the target environment and are fully multicore aware.
- Test Suite Coverage includes statement, branch, MC/DC, function and call coverage.
- TRACE32 Instruction Simulator, TRACE32 Debug and Trace Tools, XCP Debug and Trace provide comprehensive tool support throughout all project phases.

Website-Links

TRACE32 Trusted Tools for Functional Safety

www.lauterbach.com/trusted_tools.html

TÜV Nord Certificate

www.lauterbach.com/certificate_tqsk_2021_09.pdf

TQSK Customer Portal

www.lauterbach.com/register_tqsk.html

TRACE32 Code Coverage

www.lauterbach.com/coverage.html

TRACE32 Instruction Set Simulator

www.lauterbach.com/sim.html

The TÜV Nord certified TRACE32 Tool Qualification Support-Kit (TQSK) provides everything needed to qualify TRACE32 tools for use in safety-related automotive projects. It is designed for the qualification of TRACE32 as a TCL2/TCL3 tool.

Tool Qualification Process

The toolchain in safety-critical projects usually consists of a large number of software tools. Knowledge about the use of the individual tools and their embedding in the project environment is essential for the qualification approach in accordance with ISO 26262:2018. The tool user has the final responsibility for establishing confidence in all tools that support required tasks or activities. But the tool provider can prepare everything in such a way that the final qualification can be done with little effort.

The tool provider can, in the case of commercially available (COTS) tools, prepare the documentation required for the qualification process, develop appropriate test suites for each use case of the tool, perform a pre-qualification, and make the resulting data available to the tool users in the form of a Tool Qualification Support-Kit (TQSK). Figure 1 illustrates the 2-stage qualification process Lauterbach has decided to use. Even though this is not required by ISO 26262, Lauterbach has subjected itself to an assessment by TÜV Nord to establish confidence in its pre-qualification and the resulting Tool Qualification Support-Kit.

Tool Qualification Support-Kit

The current version of TRACE32 TQSK (v3.1 from August 2021) contains all documents necessary to accomplish and complete the tool qualification for any ASIL and, most importantly, the "Developer Safety Manual". The included test suites cover the tool use cases Coverage and Debug.

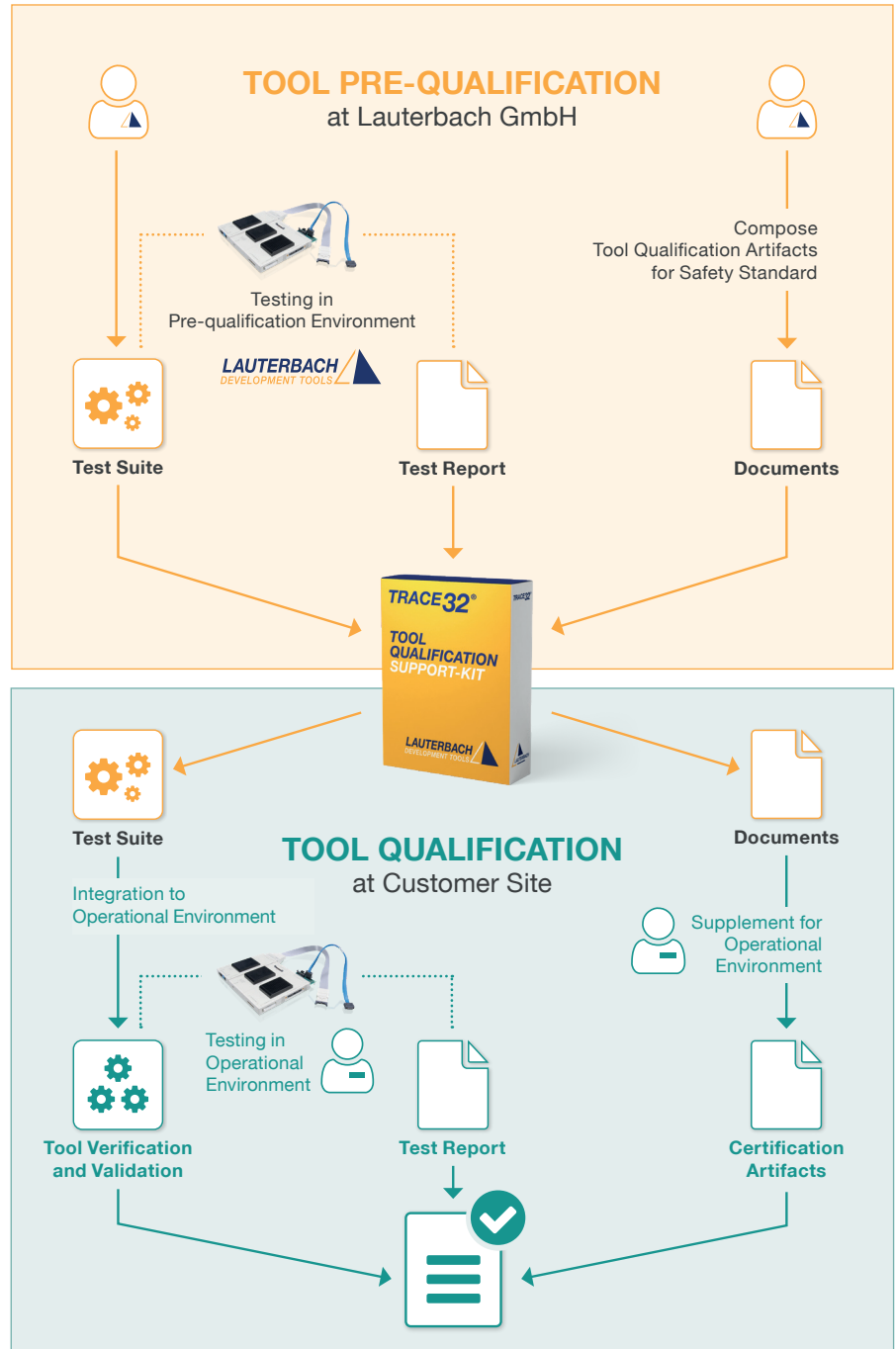


Figure 1: The 2-stage qualification process

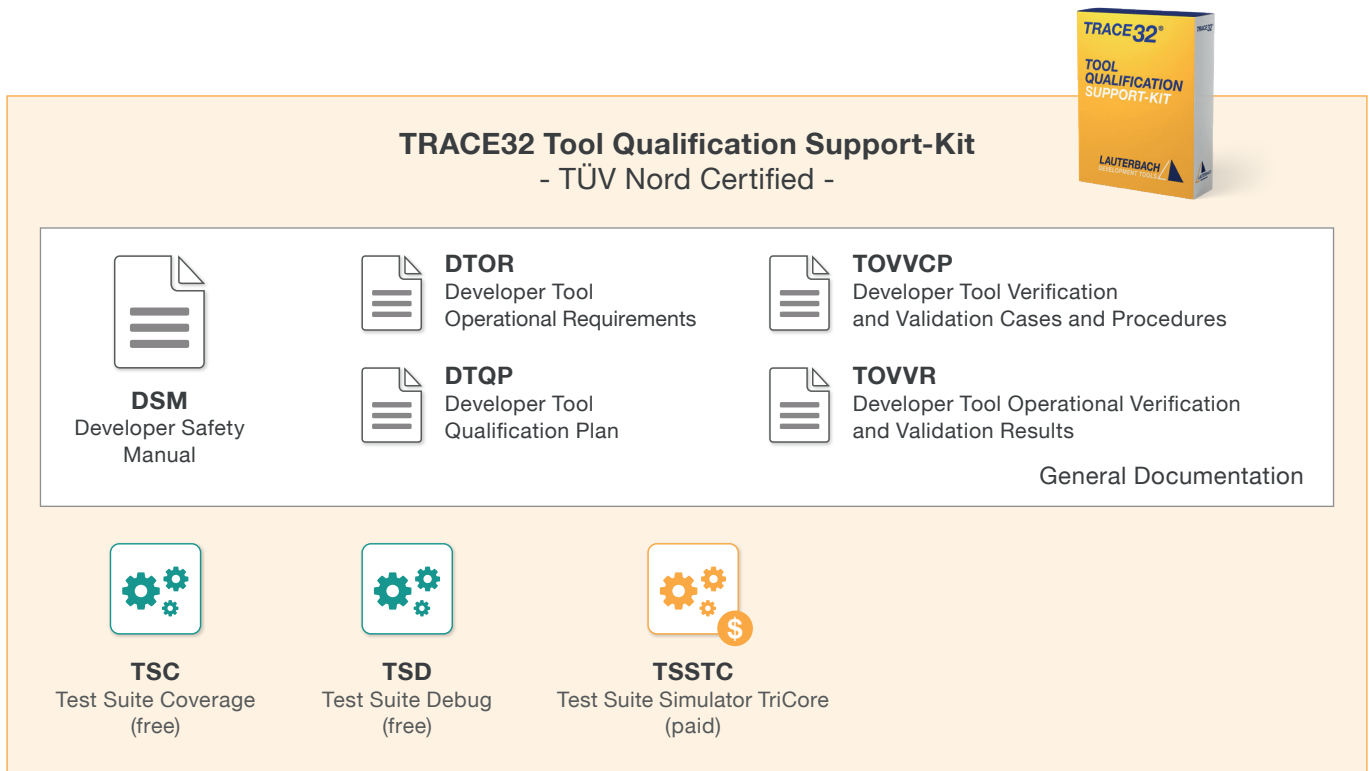


Figure 2: TQSK structure as of August 2021

Both test suites can be used by TRACE32 customers free of charge. The paid Test Suite Simulator TriCore allows the TRACE32 Instruction Set Simulator for TriCore to be qualified as a tool for use in a safety-related project.

All test suites run in the target environment and are fully multicore aware. Like all Lauterbach solutions, TRACE32 TQSK is fully featured, field proven and ready to cover new use cases and requirements. Figure 2 gives an overview of its current structure.

Lauterbach manages its own *TQSK Customer Interface* to provide its customers with a complete service for tool qualification. This includes for registered customers:

- Download of personalized versions of TQSK
- Access to all notable TQSK-related changes to the TRACE32 software
- Access to all known TQSK-related issues and their status

The individual test suites and the use cases they cover are described in the following.

Test Suite Coverage

Structural coverage is among the tool use cases that need to be qualified in all cases. TRACE32 offers trace-based code coverage and supports the following coverage metrics for unit testing:

- Statement coverage
- Branch coverage
- MC/DC

As well as the following metrics for system and integration testing:

- Function coverage
- Call coverage

Customers using TRACE32 Test Suite Coverage for their qualification benefit not only from the many core architectures that Lauterbach supports, but also from a comprehensive tool support (see figure 3 on the next page).

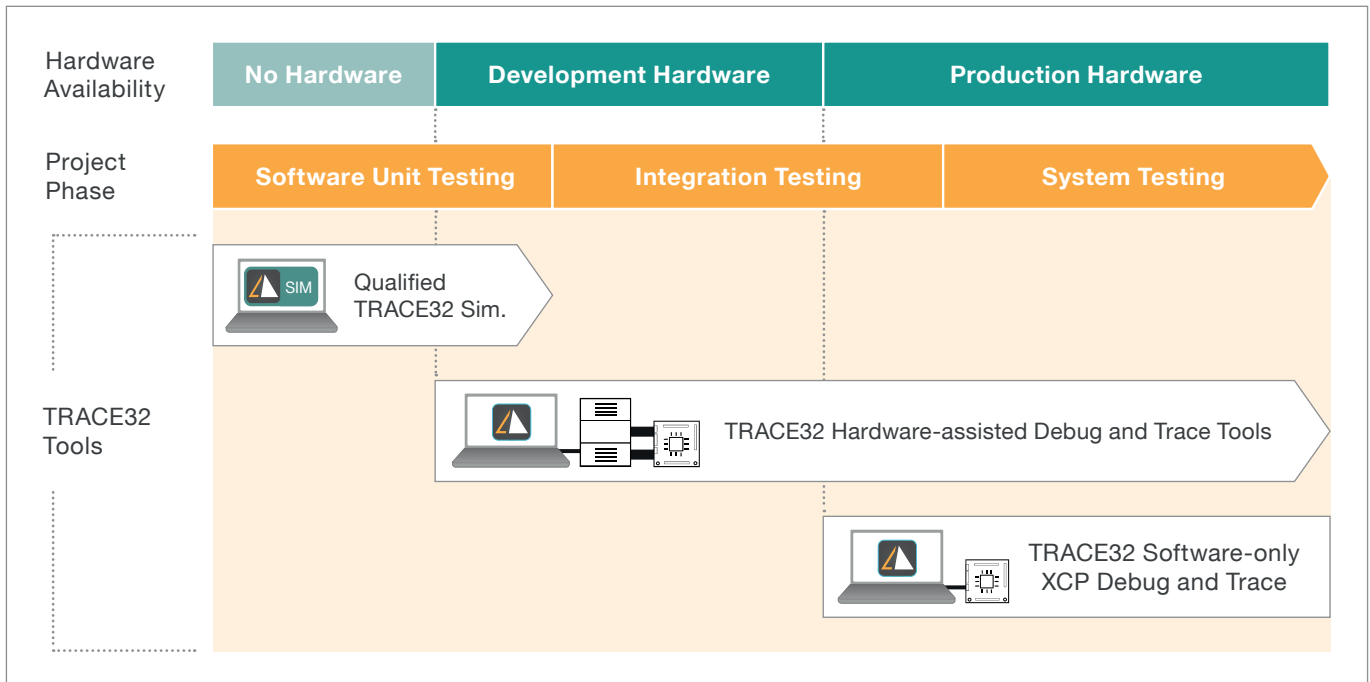


Figure 3: TRACE32 tool use in code coverage qualification

- TRACE32 Instruction Set Simulator: Since ISO 26262 allows instruction set simulators for unit testing, this test phase can be started even before any development hardware is available.
- TRACE32 JTAG debugger and trace: As soon as the development hardware is available, the classic TRACE32 hardware-assisted debug and trace tools can be used for all test phases
- TRACE32 XCP: Even for system testing, where the embedded hardware might be already deeply embedded in the car, code coverage analysis can still be performed via the TRACE32 XCP debugger as long as the chip under test is equipped with an on-chip trace.
- Product software qualification can start before product hardware is available.
- The qualification of the product software can be well organized even in a distributed team, because everything necessary is purely software-based.
- If bottlenecks occur during this phase due to a lack of development hardware or debug/trace tools, additional test benches can be easily equipped with simulators.

Lauterbach is already planning instruction set simulators for other architectures.

Test Suite Debug

The Test Suite Debug includes all basic debugging functionality such as target configuration, programming onchip and NOR flashes, loading programs, setting breakpoints and reading/writing of memory and variables.

Test Suite Simulator

Upon customer request, Lauterbach also provides a test suite for its TriCore Instruction Set Simulator. A qualified instruction set simulator is an ISO 26262 accepted test environment in the software unit testing phase of the project (see also figure 3) and offers the following advantages: