

Surface Mount **SMT** T/H Page 102 **.050" MICRO HEADER FTSH SERIES**

SPECIFICATIONS

Materials:

Insulator Material: Black Liquid Crystal Polymer

Terminal Material: Phosphor Bronze

Current Rating: 1.75A @ 80°C ambient

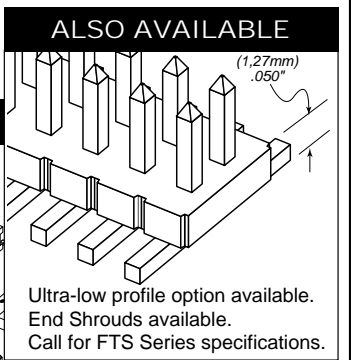
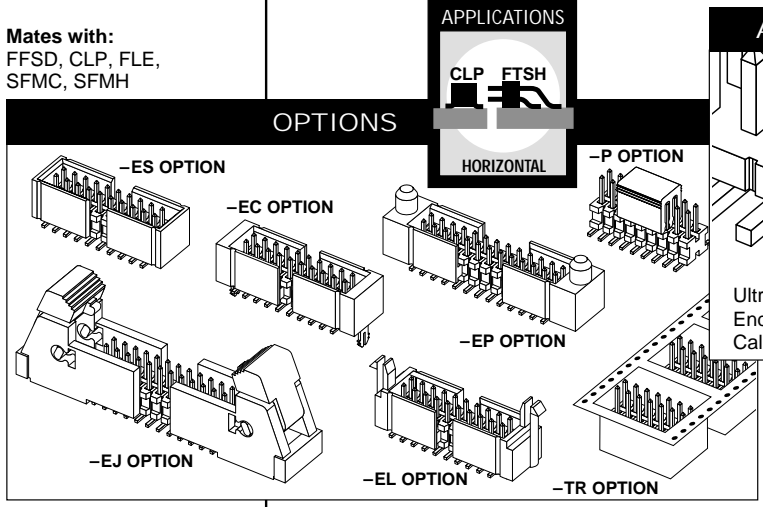
Operating Temp Range: -65°C to +125°C

Plating: Sn or Au over 50µ" (1.27µm) Ni

Note: See SFM/TFM for positive alignment feature.

Note: Some sizes, styles and options are non-standard, non-returnable.

Mates with: FFSD, CLP, FLE, SFMC, SFMH



APPLICATION SPECIFIC OPTION

Molded pick-and-place pads, latches and straddle mount leads available. Call Samtec.

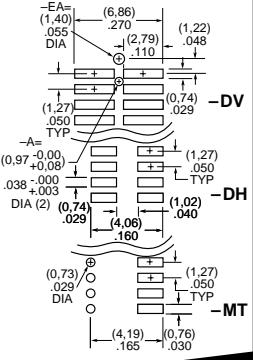
Processing:

Max Processing Temp: 230°C for 60 seconds

SMT Lead Coplanarity: (0,10mm) .004" max (02-25) (0,15mm) .006" max (26-50)

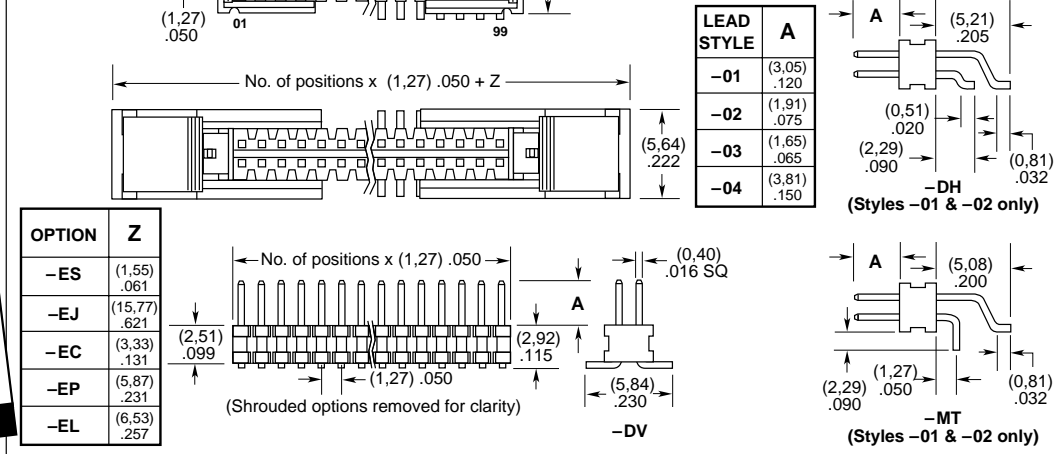
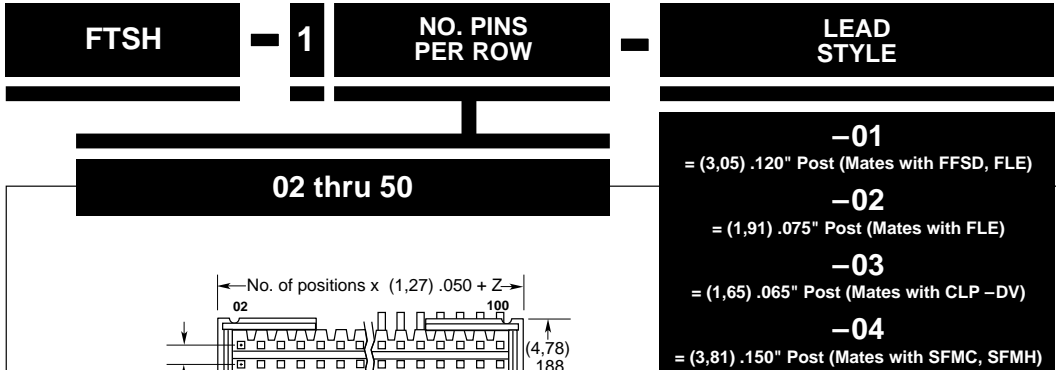
Suggested Paste Thickness: For most applications add (0,05mm) .002" to max SMT lead coplanarity

Suggested PCB Layouts: Your specific layout may vary



TAPE & REEL AVAILABILITY

No tooling charges. 125 piece minimum order. Order any quantity above minimum. In-house design, manufacture. Quick turn-around. Call Samtec for specifications and ordering information.



OPTION	Z
-ES	(1,55) .061
-EJ	(15,77) .621
-EC	(3,33) .131
-EP	(5,87) .231
-EL	(6,53) .257

LEAD STYLE	A
-01	(3,05) .120
-02	(1,91) .075
-03	(1,65) .065
-04	(3,81) .150

Due to technical progress, all designs, specifications and components are subject to change without notice.

FTSH-116-01-L-DV

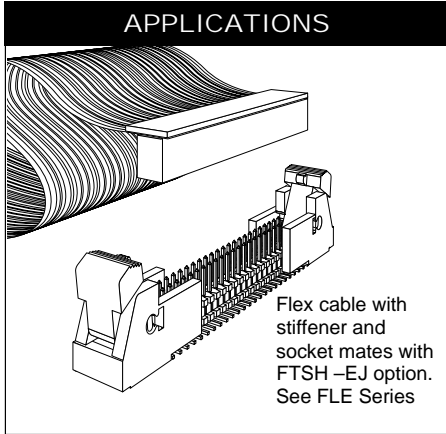
FTSH-110-02-F-DV

FTSH-110-02-L-DH

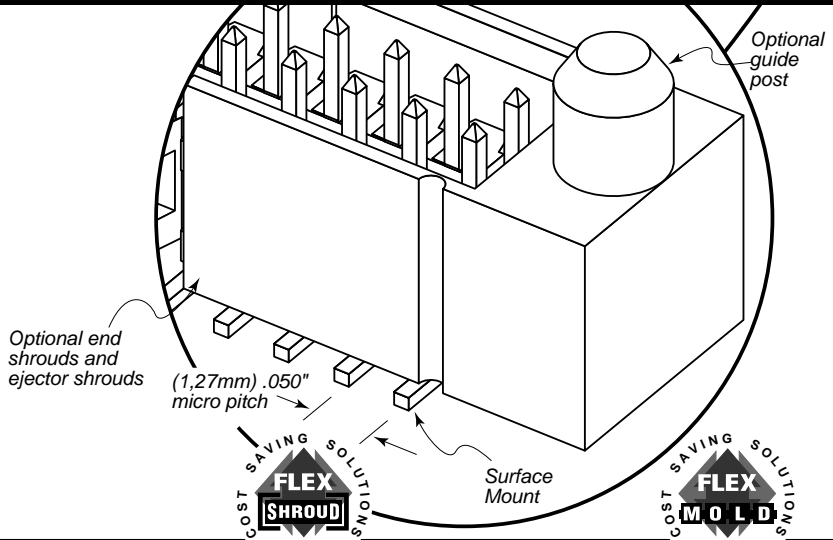
FTSH-130-02-L-DV-ES

FTSH-116-02-L-DV-EP

FTSH-116-02-L-DV-ES



Flex cable with stiffener and socket mates with FTSH -EJ option. See FLE Series



PLATING OPTION

-L
= 10µ" (0,25µm) Gold on post
75µ" (1,91µm) Tin on tail

-F
= Gold flash on post,
75µ" (1,91µm) Tin on tail

TAIL OPTION

-DV
= Double Vertical

-DH
= Double Horizontal
(Styles -01, -02 & -04 only)

-MT
= Mixed Technology
(Styles -01 & -02 only)

FLEX SHROUD OPTIONS

(Style -02 & -03 only, -DH not available)
9 pins/row minimum

-ES
= End Shroud

-EC
= End Shroud with Locking Clip

-EP
= End Shroud with Guide Post

-EL
= End Shroud with Board Lock
(Boards are positively locked and cannot be unmated)

OTHER OPTIONS

-EJ
= Ejector Shroud
(Style -01 only)
-DH & -MT not available
10 pins/row minimum
25 pins/row maximum

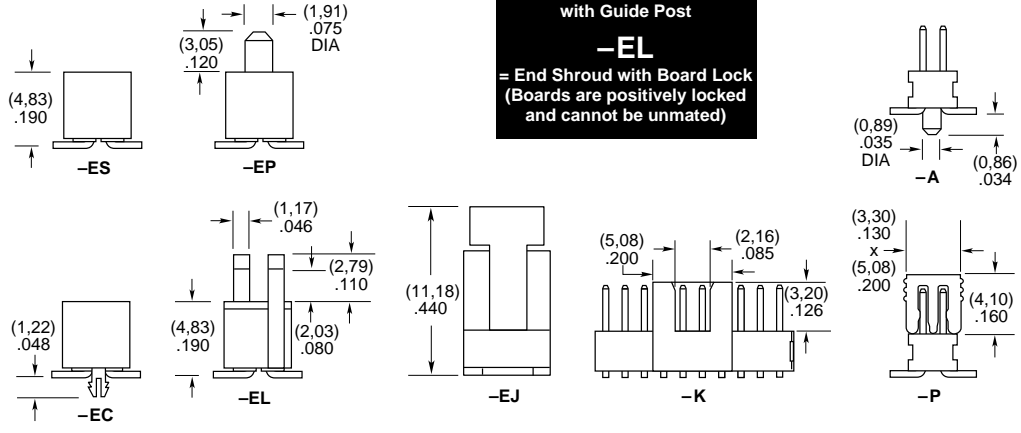
-K
= Keying Shroud
(For mating with FFSD
Styles -01 only, 05, 10, 13, 17,
20 & 25 pins/row only, 13, 17,
20 & 25 only with shrouds)

-A
= Alignment Pin
Not available with -K
(-DV 3 positions min.)
(-DH 8 positions min.)
(Metal or plastic at
Samtec discretion)

-C
(Best Cost Option)
= (4,00mm) .157" DIA
Polyamide film
Pick & Place Pad
(-DH only)

-P
= Pick & Place Pad
(-DV 5 positions min.)
(-DH & -MT not available)

-TR
= Tape & Reel Packaging
(Tail option -DV &
-DH only)
Flex Shroud options
not available except
-ES & -EJ



Due to technical progress, all designs, specifications and components are subject to change without notice.